Fourth Grade

DISCOVER AMERICA

Teacher Guide



Robert Fulton's Steamboat

LITTLEPATRIOTS

WWW.LITTLEPATRIOTSLEARNING.COM

Table of

Contents

3	Themes & Values
	Learning Objectives
4	Key Terms
5	Introduction
9	Lesson
16	Assessment: Worksheet: Feedback for Fulton
18	Activity: Become a Reporter: Write a
	Newspaper Article About Robert Fulton!
22	Assessment: Reporter Worksheet
28	Activity: Student Text
29	Resources
31	Images
43	Notes

Key Themes

- Creative Liberty
- Community
- Risk-taking and Experimentation

Core Values

- Community
- Liberty
- Life



Learning Objectives

Students will be able to

- Define inventor, innovator, and visionary, and give examples of how these people make ideas real and improve the world.
- Explain how perseverance (not giving up) and ambition (wanting to reach a goal) helped Robert Fulton succeed in creating the steamboat.
- Describe how Robert Fulton used creativity and vision to solve problems and imagine ways to improve transportation.
- Explain how transportation was difficult in the early 1800s and how the Industrial Revolution and steam engines changed how goods and people moved.
- Explain how Fulton's inventions, the steamboat, and river transportation helped families stay connected, goods travel faster, and communities grow.
- Identify ways they can use creativity, perseverance, and problem-solving to improve things in their own lives and communities.

Key Terms

01 **apprentice:** someone who learns a skill or trade by working with an expert, like a student learning hands-on from a teacher or mentor.

02 **creative liberty:** the freedom to imagine, create, and build new ideas that can make life better for ourselves and others.

03 **efficient:** using time and energy in a smart way.

04 **engineer:** someone who uses science and creativity to design and build things that solve problems.

05 **Industrial Revolution:** a time in history when people started using machines to make products faster and cheaper instead of doing everything by hand.

06 **innovator:** someone who improves ideas so they work better for more people.

07 **inventor:** someone who creates something brand new—something that has never existed before.

08 **keelboats:** flat-bottomed boats.

09 **perseverance:** not giving up, even when something is hard or takes a long time.

10 **river transportation:** moving people, goods, and supplies by boats along rivers.

11 **visionary:** someone who can imagine the future and see how their ideas might help others in a big way.

Introduction

TELL Students

Hello, Little Patriots! Today, we are going to talk about something very important called creative liberty. **Creative liberty** is the freedom to imagine, create, and build new ideas that can make life better for ourselves and others.

ASK Students

What are some of your favorite things to play with or use every day?

TELL Students

Those toys, bikes, games, art supplies, sports equipment, and even electronic devices all started as ideas. **[Reference Toys, Bikes, Games, Sports Equipment Images]** Someone imagined them before they ever existed. That's what creative liberty allows people to do.

ASK Students

Why do you think creativity is important?

TELL Students

Creativity is important because it helps us solve problems, bring joy to others, and improve the world around us. When people are free to be creative, they can turn simple ideas into helpful inventions. Now let's talk about the people who create these ideas.

ASK Students

Have you ever heard the word inventor? What do you think an inventor does?

TELL Students

An **inventor** is someone who creates something brand new—something that has never existed before. **[Reference Inventor Image]** But sometimes people don't invent something new; they make something better.

ASK Students

What do you think it means to make something better or easier to use?

Introduction

TELL Students 📷🔑
The people who do this are called innovators. An **innovator** improves ideas so they work better for more people. **[Reference Innovator Image]** Many inventors and innovators are also called visionaries.

ASK Students
What do you think a visionary is?

TELL Students 📷
A **visionary** is someone who can imagine the future and see how their ideas might help others in a big way. **[Reference Visionary Image]** They see the bigger picture, have a vision, and aren't afraid to think differently.

ASK Students
Do you think new ideas always work the first time? Why or why not?

TELL Students 📷🔑
Most of the time, they don't—and that's why we need perseverance. **Perseverance** means not giving up, even when something is hard or takes a long time. **[Reference Perseverance Image]** Visionaries keep trying, even when others doubt them, because they believe their ideas can help people and make life better. Today, we are going to learn about an example of perseverance from American history by studying the people who worked hard to improve the steamboat. **[Reference Steamboat Image]** Before steamboats, traveling and moving goods on rivers was slow and difficult because boats could only go in the direction the river flowed.

ASK Students
If a river is flowing in one direction, what do you think happens when a boat wants to go the opposite way, up the river? Would that be easy or hard? Why?

TELL Students
When a river flows in one direction, a boat trying to go the opposite way—up the river—has to fight against the current. That makes traveling slow, tiring, and very difficult.

Introduction

TELL Students (continued)

Boats often had to be pushed, pulled, or even dragged along the riverbanks, and moving supplies could take a long time. **[Reference Riverbank Image]** This made it hard for people and businesses to get what they needed when they needed it. Because of this problem, inventors dreamed of a better way to travel on rivers. They began experimenting with steamboats, which used steam power instead of muscle or wind.

ASK Students

What kinds of boats do you think used muscle, or human strength, by rowing? What kinds of boats do you think used the strength of the wind?

TELL Students 📷

The first steamboats didn't work very well. They broke down often, used too much fuel, and were very expensive to build and operate. Many people thought steamboats would never be successful. That's where perseverance comes in. One innovator, Robert Fulton, believed steamboats could work if they were improved. **[Reference Robert Fulton]** Instead of giving up, he studied the problems, made changes, and kept testing his ideas. Because Fulton didn't quit, he helped turn the steamboat into a reliable invention that changed how Americans traveled, traded, and connected with one another.

ASK Students

How do you think Fulton used creative liberty—the freedom to think of new ideas and make changes—and perseverance to improve the steamboat instead of quitting?

TELL Students 📷

Robert Fulton was a visionary who didn't give up. He kept working, testing, and improving his idea until the steamboat finally worked. The steamboat was important because it helped people and supplies travel faster and farther—even against the river's flow. It connected towns and cities, helped businesses grow, and made it easier for our country to expand and work together. As we learn about the steamboat, think about how perseverance helped turn a hard idea into an invention that changed America. **[Reference Early America Image]**

Introduction

ASK Students

How do you think the steamboat changed life for people in America?

TELL Students

Robert Fulton had creative liberty—and he chose to use it. Creative liberty means having the freedom to think in new ways, try new ideas, and improve something that isn't working yet. When others said steamboats would fail, Fulton didn't quit. He studied what went wrong, made changes, and kept testing his ideas. His perseverance—not giving up when things were hard—helped turn a struggling invention into a success. Because Fulton had creative liberty and perseverance, the steamboat made a big difference in American life. The steamboat helped communities grow by moving people and goods faster along rivers. Farmers could send crops to markets, families could travel more easily, and towns along rivers became busy centers of trade. Businesses and industries were able to trade more easily, which strengthened the economy and helped America grow and expand into the future. **[Reference Economy Image]** Now, let's watch the Star Spangled Adventures cartoon about Robert Fulton and the steamboat. As you watch, think about these questions:

- *What problems did Robert Fulton face while working on the steamboat?*
- *How did he show perseverance when his ideas didn't work right away?*
- *How did creative liberty help him improve the steamboat?*
- *How did the steamboat help people and communities?*

WATCH

Star Spangled Adventures Ep. 18: Fulton's Steamboat

Lesson

TELL Students 📷

Are you a creative person, or do you know someone who is creative? Maybe someone who can draw, paint, build, or play musical instruments? Creative people use their ideas and imagination to make something new or solve problems. **[Reference Creativity Image]** Being creative isn't just about art—it's about using your brain and your ideas to think of better ways to do things. Innovators, inventors, and visionaries use creativity to solve problems and help others. For example, they might make a new tool, a faster way to travel, or a way to make life easier for people in their community. And the amazing thing is, everyone can use creativity! You can use it to figure out a problem at school, build a new game, help your family, or even make your community better. The ideas you have in your head, combined with perseverance—not giving up when something is hard—can turn into something amazing that helps you and others.

ASK Students

How could your creativity help solve a problem or make life better for someone else? What ideas do you have in your head that could grow into something new?

TELL Students 📷

Just like you can use your creativity to solve problems or make life better for others, Robert Fulton used his creativity to make a better steamboat. **[Reference Steamboat Image]** In the Star Spangled Adventures cartoon, we saw that Fulton worked together with his friend Robert Livingston, showing how teamwork can help turn ideas into reality. **[Reference Robert Livingston Image]** Even when people laughed at him or said his ideas would never work, he didn't give up. Fulton kept trying, testing, and improving his steamboat until it succeeded. His perseverance and creative thinking helped people travel and trade faster, and it reminds us that many important figures in American history didn't let challenges or what others thought stop them—they kept going and used their creativity to make life better for everyone.

ASK Students

How did Robert Fulton use his creativity to help others? Did Robert Fulton give up when things got tough?

Lesson

TELL Students 📷🔑

Because of Fulton's work, traveling became faster and more **efficient**—meaning it used time and energy in a smart way. Before the steamboat, visiting family or moving goods was slow and difficult. After America became independent from Great Britain in 1776, many people started moving to the new land that was further west from the original 13 colonies. **[Reference Declaration of Independence Image]** The population was growing, and new communities were forming. People were leaving their homes to explore new places, often going south and west over great rivers and mountain ranges to claim their own land. Back then, traveling was not easy, and the steamboat made it much simpler for people to connect with others and build new communities.

ASK Students

How do you think inventions like the steamboat could lead to even more new machines, factories, and ways of doing things in America?

TELL Students 📷🔑

When the steamboat made traveling faster and easier, people could build new towns, trade goods more quickly, and start new businesses. Farmers could get their crops to markets faster, families could visit each other more often, and communities could grow and connect with one another. Inventions like the steamboat helped make life easier and showed how using new ideas and machines could change the way people lived and worked.

This leads us to the **Industrial Revolution**, which was a time in history when people started using machines to make products faster and cheaper instead of doing everything by hand. For example, a weaving machine called a "power loom," invented by a man named Cartwright in the 1790's, could do the work of about 12 hand weavers, creating fabric twice as fast! That is a lot of fabric to ship and sell! **[Reference Industrial Revolution Image]** In the Star Spangled Adventures cartoon, we learned that the Industrial Revolution used machines in factories to create items more efficiently. Many of these machines worked because of the steam engine, which is similar to how Fulton's steamboat used steam power to move along rivers. Just like the steamboat made travel faster, steam-powered machines, like a steam-powered loom, helped make work faster, easier, and more efficient, changing how people lived, worked, and traded in America.

Lesson

ASK Students
What is the Industrial Revolution? Why was it important?

TELL Students 📷🔑
After the Industrial Revolution started, people began finding new ways to use machines and steam power to make work faster and easier. Rivers like the Mississippi became very important for moving people and goods, especially as new communities were forming and America was growing. But traveling on rivers took a long time using flat-bottomed boats called **keelboats**. **[Reference Keelboat Image]** These boats could float downstream with the current, but going upstream was really hard. People had to use long poles, called oars, to push the boats against the river's current. **[Reference Oar Image]** This made it difficult to move supplies, visit family, or stay connected with other communities. They needed a faster, better way to travel on the river.

ASK Students
How did faster travel impact the communities near the Mississippi River?

TELL Students 📷🔑
The solution to slow river travel came from a creative thinker named Robert Fulton. But before he became famous for his steamboat, he had other dreams. Robert was born on a farm in Pennsylvania on November 14, 1765. **[Reference Robert Fulton Image]** His father was a farmer, but life on the farm was difficult, and the family later moved to Lancaster, Pennsylvania. Sadly, Robert's father passed away not long after the move. Robert was a talented artist. He painted signs, worked as an apprentice with a jeweler, and even created lockets and pendants. An **apprentice** is someone who learns a skill or trade by working with an expert, like a student learning hands-on from a teacher or mentor. He traveled to Europe to study art and painted a portrait of Benjamin Franklin, and some of his works were accepted by the Royal Academy in London. **[Reference Benjamin Franklin Image]** Even with all of these achievements, Robert didn't find lasting success as an artist. But here's the important part—he didn't give up. Even when things were hard or didn't go as planned, Robert kept using his creativity and his perseverance. These qualities would later help him become an inventor and change the way people traveled in America.

Lesson

ASK Students

What are two difficult events that Robert Fulton had to overcome?

TELL Students 📷🔑

Inspired by his friends in Europe, Robert Fulton became interested in engineering. An **engineer** is someone who uses science and creativity to design and build things that solve problems. **[Reference Engineer Image]** Robert loved learning about canals, shipbuilding, and the new invention called the steam engine. In 1797, he even designed a submarine called the *Nautilus* and tried to sell it to the French Navy—but they weren't interested. **[Reference *Nautilus* Image]** Even so, his work caught the attention of Robert Livingston, an American living in France at the time. Livingston was a lawyer from New York who had played a big role in American history. He had been part of the Continental Congress, helped with the Declaration of Independence, and was America's minister to France. In the Star Spangled Adventures cartoon we watched today, we saw that Fulton and Livingston supported each other and worked as a team. Both Roberts shared the same vision: to use the steam engine to power boats more efficiently. Previous steamboats had been too expensive and didn't work very well, so their teamwork and shared ideas were very important. This shows us that when people work together, support each other, and share creative ideas, they can solve big problems and make inventions that help everyone.

ASK Students

How did Robert Fulton and Robert Livingston use teamwork to achieve their goals?

TELL Students 📷🔑

In 1806, Robert Fulton returned to America with an English steam engine to use in the steamboat he had designed using his artistic and engineering skills. On August 17, 1807, his steamboat made its first trip on the Hudson River from New York City to Albany, New York. This was a very risky test because the boiler could explode if the pressure got too high. In the Star Spangled Adventures cartoon we watched, we saw that some people laughed at Robert Fulton and doubted he could make the steamboat work. We also saw that his steamboat, called the *Clermont*, had some problems during the trip. **[Reference *Clermont* Image]** At first, the boat moved only a little and then stopped—but Fulton didn't give up. He worked carefully to fix the problems, showing perseverance and determination.

Lesson

TELL Students (continued)

Despite the challenges, the *Clermont* made it from New York City to Albany in 32 hours, and the return trip took 30 hours. That was incredibly fast for those times! Fulton's hard work and persistence not only proved that the steamboat could work, but they also showed that using creativity, teamwork, and never giving up can lead to amazing inventions that change the way people live and travel.

ASK Students

Can you think of a time when you had to keep trying even when something was hard? How did it feel when you didn't give up?

TELL Students 📷🔑

The steamboat opened up a whole new way to travel and do business, and it made river transportation much easier. **River transportation** means moving people, goods, and supplies by boats along rivers. **[Reference River Transportation Image]** Before steamboats, moving things on rivers was slow and difficult, but with the *Clermont* and other steamboats, goods could be moved much faster and more efficiently. This helped farmers sell crops, businesses trade products, and families stay connected with each other. Because traveling on rivers was easier, people began exploring more land, moving to new places, and building new towns. River transportation helped connect different states so they could trade and communicate more quickly.

ASK Students

How do you think faster river transportation, like the steamboat, changed the way people lived, worked, and traveled in the United States?

TELL Students 📷

Robert Fulton took many different paths before he found success, and his story shows us how creativity, perseverance, and learning new skills can help us achieve big things. When he was young, Robert started as a jewelry apprentice. Remember, an apprentice is someone who learns a skill or trade by working with an expert, like a student learning hands-on from a teacher or mentor. **[Reference Apprentice Image]** Robert learned how to make beautiful lockets, pendants, and jewelry while working with a skilled jeweler.

Lesson

TELL Students (continued)

After that, he followed his interest in art and became an artist. He painted signs, portraits, and even a picture of Benjamin Franklin. He traveled to Europe to study art and had some of his work accepted by the Royal Academy in London. Even though he had talent and worked hard, his art did not bring him lasting success.

Please read the following passage with a neighbor to learn more!

Instead of giving up, Robert used his creative thinking to explore new ideas. He became interested in engineering, which means designing and building machines or structures that solve problems. He studied canals, shipbuilding, and the new invention called the steam engine. He even designed a submarine called the Nautilus and tried to sell it to the French Navy. While they weren't interested, his work caught the attention of Robert Livingston, an American leader who shared his vision for using steam power in boats.

Through all of these experiences, Robert Fulton learned many skills, tried many paths, and never let failures stop him. Eventually, he built a successful steamboat, which helped connect communities, move goods faster, and change the way Americans traveled.

Robert Fulton's journey shows us that you, too, can contribute to your community and your country in many ways. You don't have to be good at just one thing, and you shouldn't let failures or challenges stop you. By learning, trying new things, and working hard, you can use your creativity, your skills, and your perseverance to make a difference in the world.

ASK Students

What would have happened if Robert Fulton had given up on the steamboat?

TELL Students 📷

If Robert Fulton had given up on the steamboat, people would have continued to travel slowly on rivers. Moving goods and supplies would have taken much longer, and it would have been harder for communities to stay connected. Farmers might not have been able to sell their crops as quickly, and towns and cities wouldn't have grown as fast. Many people wouldn't have had the chance to explore new places or move to new communities easily.

Lesson

TELL Students (continued)

By not giving up, Fulton helped change the way people traveled, traded, and connected with each other. **[Reference Robert Fulton Image]** His perseverance shows us that even when something is hard, continuing to try can make a big difference for many people.

Feedback for Fulton

NAME: _____ DATE _____

Instructions: Please carefully answer the questions below.

Encouraging Effective Feedback
Robert Fulton could see the anxiety on his friends' faces when first testing the *Clermont*. The event caused uneasy emotions not just for Robert, but for the community. Pretend you are a spectator watching the first voyage of the *Clermont*. How will you give encouraging and effective feedback? Feedback is information that helps you improve and grow.

Conversation of the Crowd:

Person 1: Oh my, what if this experiment is a failure? What if it is dangerous?

Your Response: _____

Person 2: How do we know if this invention is going to benefit the community?

Your Response: _____

_____

Person 3: Look it is not starting like he planned. I knew he was going to fail.

Your Response: _____

_____

Feedback for Fulton

Person 4: Is the steamboat sputtering or running correctly?

Your Response: _____

_____

Person 5: Wow, it is running, this just might work!

Your Response: _____

_____

Pretend you are the mayor of a community along the Mississippi River. Your town has a steamboat port, or docking area. How will you inspire your community to get excited about faster transportation?

_____

_____

_____

_____



Become a Reporter: Write a Newspaper Article About Robert Fulton!

Objective

Fourth-grade students will research and write a newspaper article about Robert Fulton, imagining themselves as newspaper reporters sharing exciting news about this famous inventor.

Materials

- Books, library resources, and approved websites about Robert Fulton
- Writing materials (notebooks, pens, or access to a computer)
- Optional Newspaper Template to fill in or use as a reference

Step 1: Introduction – Be a Reporter!

Have you ever wondered what it's like to be a newspaper reporter? Reporters gather information, ask questions, and write stories about people, events, or inventions that matter. Today, you get to be a reporter! Your story will be about Robert Fulton, the inventor of the steamboat, and his journey to change travel and transportation in America. Think about the people who will read your article—your classmates, friends, and family! What would make them excited to read about Fulton?

Step 2: Research – Become a Detective!

1. Work in small groups or pairs to dig into books, library resources, or approved websites about Robert Fulton.
2. Collect interesting facts about his life, his inventions, and how the steamboat changed travel and communities.
3. Take careful notes! Remember, great reporters check that their sources are accurate and reliable.

Fun Tip: Look for surprising facts—like how Fulton painted a portrait of Benjamin Franklin or worked with Robert Livingston. These details make your article more exciting!

Step 3: Article Structure – Build Your Story

A newspaper article usually has:

- Headline: A catchy title to grab attention
- Byline: Your name as the reporter
- Introduction: The most important facts about your story
- Body Paragraphs: Details about Fulton's life, inventions, and challenges



- Conclusion: Why his work mattered and how it changed America

Example:
Headline: "Steamboat Success! Robert Fulton's Clermont Changes Travel Forever"
Byline: By [Your Name], Reporter

Step 4: Writing – Tell the Story!

Now it's time to write your article! Remember to:

- Be creative while sticking to the facts
- Make it fun and engaging for readers
- Include details about Fulton's perseverance, teamwork with Robert Livingston, and his creative ideas
- Organize your article so it's easy to follow

Prompt for Students: Imagine you were there when the *Clermont* sailed for the first time. How would you describe the excitement, the challenges, or the people watching?

Step 5: Peer Review – Team Up!

1. Exchange your article with a partner or group.
2. Read each other's work carefully. Check:
    - Are the facts correct?
    - Is the story clear and interesting?
    - Are there exciting details or quotes?
3. Give helpful suggestions for improvement.

Step 6: Final Draft – Make It Shine

- Revise your article using the feedback you received.
- Check your spelling, punctuation, and grammar.
- Make sure your headline is catchy and your story flows smoothly.

Step 7: Presentation – Share Your Story!

- Read your article aloud to the class or present it with a poster, slides, or images.
- Listen to questions and comments from your classmates—they might have noticed something interesting you missed!



Step 8: Reflection – Think Like a Reporter

- What did you learn about Robert Fulton, his inventions, and how he changed America?
- How did Fulton's creativity, perseverance, and teamwork help him succeed?
- What was fun or challenging about being a newspaper reporter?
- How can you use these skills—research, writing, and sharing ideas—in your own life?

This assignment lets you step into the shoes of a reporter, practice research and writing skills, and tell the story of an important historical figure in a fun and creative way. Remember, your article could inspire others to never give up and use their ideas to make the world better—just like Robert Fulton!

Byline: ● Date: ● Class

Title:

Title:

Title:

Reporter Worksheet

NAME: _____ DATE: _____

Headline (Catchy title for your article): _____

Step 1: Gather Your Facts
Use your research to answer these questions:

1. Who is Robert Fulton?

_____

_____

2. What did he improve, and why was it important?

_____

_____

3. Who helped him (teamwork) and how did they support each other?

_____

_____

4. What challenges or problems did he face? How did he show perseverance?

_____

_____

Reporter Worksheet

5. How did his invention change travel, trade, or communities?

Step 2: Plan Your Article

Introduction: (Grab the reader's attention—include the most important facts)

Body Paragraph 1: (Describe Robert Fulton's early life and experiences)

Body Paragraph 2: (Explain his inventions and teamwork with Robert Livingston)

Reporter Worksheet

Body Paragraph 3: (Describe the first trip of the *Clermont* and the challenges)

Conclusion: (Why was Fulton's work important? How did it change America?)

Step 3: Add Fun Details

- Include a quote or a funny/interesting fact about Fulton:

Reporter Worksheet

- Include a small illustration of the *Clermont*, Fulton, or the steamboat in action:



Step 4: Peer Review Checklist

When your partner reads your article, check:

- □ Are the facts correct?
- □ Is the article easy to understand?
- □ Is it exciting and interesting to read?
- □ Are the spelling and punctuation correct?

Reporter Worksheet

Step 5: Final Draft

After reviewing and revising, write your final newspaper article on a separate sheet, fill in the Newspaper Template provided, or type it on a computer. Make it fun, colorful, and ready to share with your classmates!

Reporter Worksheet

Student Text

Instead of giving up, Robert used his creative thinking to explore new ideas. He became interested in engineering, which means designing and building machines or structures that solve problems. He studied canals, shipbuilding, and the new invention called the steam engine. He even designed a submarine called the Nautilus and tried to sell it to the French Navy. While they weren't interested, his work caught the attention of Robert Livingston, an American leader who shared his vision for using steam power in boats.

Through all of these experiences, Robert Fulton learned many skills, tried many paths, and never let failures stop him. Eventually, he built a successful steamboat, which helped connect communities, move goods faster, and change the way Americans traveled.

Robert Fulton's journey shows us that you, too, can contribute to your community and your country in many ways. You don't have to be good at just one thing, and you shouldn't let failures or challenges stop you. By learning, trying new things, and working hard, you can use your creativity, your skills, and your perseverance to make a difference in the world.

Resources

"Studying the past makes it possible for us to understand the human story across time."(NCSS, 1921)

"Knowledge and understanding of the past enable us to analyze the causes and consequences of events and developments and to place these in the context of the institutions, values, and beliefs of the periods in which they took place." (NCSS, 1921)

"The study of people, places, and environments enables us to understand the relationship between human populations and the physical world." (NCSS, 1921)

"Questions related to identity and development, which are important in psychology, sociology, and anthropology, are central to understanding who we are." (NCSS, 1921)

"The study of individual development and identity will help students to describe factors important to the development of personal identity." (NCSS, 1921)

- https://www.sam.usace.army.mil/Portals/46/docs/recreation/OP-CO/montgomery/pdfs/10thand11th/ahistoryofsteamboats.pdf
- https://education.nationalgeographic.org/resource/steamboat
- http://www.southernlancasterhistory.org/robert-fulton-birthplace
- https://www.pbs.org/wgbh/theymadeamerica/whomade/fulton_hi.html
- http://www.southernlancasterhistory.org/robert-fulton-birthplace
- https://lemelson.mit.edu/resources/robert-fulton
- https://www.pbs.org/wgbh/theymadeamerica/whomade/fulton_hi.html
- https://www.sam.usace.army.mil/Portals/46/docs/recreation/OPCO/montgomery/pdfs/10thand11th/ahistoryofsteamboats.pdf
- https://lemelson.mit.edu/resources/robert-fulton
- https://www.nytimes.com/1987/11/17/opinion/l-why-fulton-achieved-steamboat-success-003087.html
- http://www.southernlancasterhistory.org/robert-fulton-birthplace
- https://lemelson.mit.edu/resources/robert-fulton
- https://www.nytimes.com/1987/11/17/opinion/l-why-fulton-achieved-steamboat-success-003087.html

Resources

- https://www.sam.usace.army.mil/Portals/46/docs/recreation/OPCO/montgomery/pdfs/10thand11th/ahistoryofsteamboats.pdf
- http://www.eyewitnesstohistory.com/fulton.htm
- https://education.nationalgeographic.org/resource/steamboat
- https://lemelson.mit.edu/resources/robert-fulton
- https://www.sam.usace.army.mil/Portals/46/docs/recreation/OPCO/montgomery/pdfs/10thand11th/ahistoryofsteamboats.pdf

Images

Toys



Credit: Canva Pro

Games



Credit: Canva Pro

Images

Sports Equipement



Credit: Canva Pro

Inventor



Credit: Canva Pro

Images

Innovator



Credit: Canva Pro

Visionary



Credit: Canva Pro

Images

Perseverance



Credit: Canva Pro

Steamboat



Credit: Canva Pro

Images

Riverbank



Credit: Canva Pro

Robert Fulton



Credit: Wikipedia

Images

Early America



Credit: Canva Pro

Economy



Credit: Canva Pro

Images

Creativity



Credit: Canva Pro

Robert Livingston



Credit: Wikipedia

Images

Declaration of Independence



Credit: Canva Pro

Industrial Revolution



Credit: Wikipedia

Images

Oar



Credit: Canva Pro

Keelboat



Credit: Wikipedia

Images

Benjamin Franklin



Credit: Canva Pro

Engineer



Credit: Canva Pro

Images

Nautilus



Credit: Wikipedia

Clermont



Credit: Wikipedia

Images

River Transportation



Credit: Canva Pro

Apprentice



Credit: Canva Pro

Notes