Fifth Grade

DISCOVER AMERICA

Teacher Guide



Robert Fulton's Steamboat

LITTLEPATRIOTS

WWW.LITTLEPATRIOTSLEARNING.COM

Table of

Contents

3	Themes & Values
	Learning Objectives
4	Key Terms
6	Introduction
10	Lesson
18	Assessment: Robert Fulton and the Steamboat
22	Answer Key: Robert Fulton and the Steamboat
24	Activity: Robert Fulton and the Invention of the Steamboat
27	Activity: Student Text
28	Resources
30	Images
42	Notes

Key Themes

- Creative Liberty
- Community
- Risk-taking and Experimentation
- Teamwork



Core Values

- Community
- Liberty

Learning Objectives

Students will be able to

- Describe the meaning of creative liberty and explain how it allows inventors and innovators to imagine and create new ideas that improve life.
- Differentiate between an inventor, an innovator, and a visionary by identifying examples of each from the lesson.
- Analyze how Robert Fulton used creativity, experimentation, and perseverance to improve steamboat technology.
- Explain how teamwork between Robert Fulton and Robert Livingston contributed to the success of the steamboat.
- Compare river transportation before and after the invention of the steamboat, including the challenges of keelboats and rowboats.
- Evaluate the impact of the steamboat on American trade, travel, and community growth during the Industrial Revolution.
- Apply the ideas of perseverance and creative problem-solving by connecting Robert Fulton's challenges to obstacles students may face in their own lives.

Key Terms

01 **apprentice:** someone who learns a skill by working closely with an expert.

02 **barrier:** an obstacle or problem that makes it harder to reach a goal.

03 **creative liberty:** the freedom to imagine, create, and try new ideas.

04 **efficient:** doing something in a smart way that saves time, energy, and money.

05 **engineering:** the process of using science, creativity, and math to design and build things that solve problems.

06 **experimentation:** testing your ideas to see if they work, learning from mistakes, and trying again if needed.

07 **Industrial Revolution:** a time in history when people started using machines to make products faster, cheaper, and more efficiently.

08 **innovator:** someone who improves an idea, a tool, or a product so it works better or is easier to use for more people.

09 **inventor:** someone who creates something completely new—something the world has never seen before.

10 **keelboat:** a flat-bottomed boat that could carry people, supplies, and goods downstream with the help of the river's current.

11 **obstacle:** anything that slows you down or makes a task tricky.

12 **perseverance:** not giving up, even when something is hard, takes a long time, or doesn't work the first time.

13 **river transportation:** moving people, goods, and supplies by boats along rivers.

Key Terms

14 **steamboat:** a special kind of boat that uses steam power to move instead of relying on people to row or the wind to fill sails.

15 **visionary:** someone who can imagine the future and see how their ideas might help a lot of people.

Introduction

TELL Students 🔑
Hey, y'all! (That's how you say "Hi guys!" down on the banks of the Mississippi!) Today, we're going to talk about something really exciting called creative liberty. **Creative liberty** is the freedom to imagine, create, and try new ideas. It means using your brain and your imagination to think of ways to make life better for yourself and for others.

ASK Students
Can you think of one game, toy, or gadget that you really enjoy using? I'll give you 60 seconds to think of your favorite. (Wait one minute.)

TELL Students 📷
Did you know that most of the things you just thought of—your toys, games, gadgets, and even devices you use every day—started as someone's idea? **[Reference Toys, Games, Gadgets Images]** Someone imagined it before it was built. That's creative liberty in action!

ASK Students
Why do you think creativity is important when people invent or improve things?

TELL Students 📷🔑
Creativity is important because it helps people solve problems, make life easier, and bring joy to others. People who take their ideas and make them real are called inventors. An **inventor** creates something completely new—something the world has never seen before. **[Reference Invention Image]**

ASK Students
Can you think of something new that someone invented that you use or enjoy?

TELL Students 📷🔑
Sometimes, people don't create something entirely new—they make something that already exists better. Those people are called innovators. An **innovator** improves an idea, a tool, or a product so it works better or is easier to use for more people. **[Reference Innovator Image]**

Introduction

ASK Students

What is something you've seen improved from before to now? Maybe a game, a toy, or an app? Or, maybe the way something is done?

TELL Students 📷🔑

Some inventors and innovators are also called visionaries. A **visionary** is someone who can imagine the future and see how their ideas might help a lot of people. They think about the big picture and aren't afraid to try new things, even when others doubt them. **[Reference Visionary Image]** Visionaries are often the ones who see a problem and dream of a better way to solve it.

ASK Students

Do you have a vision for how you might make life better for your family, friends, or community?

TELL Students 📷🔑

When inventors, innovators, and visionaries try out their ideas, they often use something called experimentation. **Experimentation** means testing your ideas to see if they work, learning from mistakes, and trying again if needed. **[Reference Experiment Image]** That's how new inventions are created and improved. Some experiments work right away, and some take a lot of trying—but that's part of the process of making something amazing.

ASK Students

Can you think of a time when you tried something new and it didn't work the first time?

TELL Students 📷🔑

Today, we will learn about an amazing example of creative liberty, innovation, and something very important called perseverance. **Perseverance** means not giving up, even when something is hard, takes a long time, or doesn't work the first time. It's about keeping your focus, trying new ideas, and learning from mistakes until you reach your goal. **[Reference Perseverance Image]** A man named Robert Fulton is a perfect example of someone who used all of these qualities. **[Reference Robert Fulton Image]** He had big ideas for the steamboat, worked hard, and experimented again and again to make his idea succeed. Even when people doubted him or laughed at his ideas, Fulton didn't give up.

Introduction

TELL Students (continued)
He combined creativity, teamwork, and careful testing to improve the steamboat, and his perseverance helped him turn a difficult challenge into an invention that changed the way Americans traveled, traded, and connected with one another.

ASK Students
Can you think of a time when you had to keep trying something, even when it was really hard? What helped you keep going, and how did it feel when you didn't give up?

TELL Students 📷🔑
Just like you might have had to keep trying at something hard—maybe learning a new skill, finishing a tricky homework problem, or practicing a sport—Robert Fulton had to keep trying when he was working on the steamboat. At first, his ideas didn't work, and people laughed at him or said it wouldn't be possible. But Fulton didn't give up. He kept experimenting, fixing problems, and testing his ideas until his steamboat finally worked. A **steamboat** is a special kind of boat that uses steam power to move instead of relying on people to row or the wind to fill sails. **[Reference Steamboat Image]** It works by heating water in a boiler to make steam, which pushes pistons or a wheel to turn the boat's engines. This allowed the steamboat to travel faster and farther, even going up rivers against the current, which was very hard for other boats at that time.

ASK Students
What powers a steamboat?

TELL Students 📷
A steamboat that could travel faster and even go upstream was very important because, during this time, people didn't have cars, buses, or airplanes. Families couldn't visit each other easily, farmers couldn't get their crops to markets quickly, and communities had a hard time trading goods or staying connected. Rivers were like highways, and a faster, more reliable boat made travel and trade much easier. **[Reference United States River Map]** This is why Robert Fulton's work on the steamboat was so important. In the Star Spangled Adventures cartoon we are going to watch next, we will see Fulton working with his friend Robert Livingston, testing ideas, fixing problems, and showing perseverance. **[Reference Robert Livingston Image]**

Introduction

TELL Students (continued)

Even when people laughed at him or doubted that the steamboat could work, Fulton didn't give up. His determination and creativity helped make a steamboat that could carry people and goods faster than ever before, changing life for families, farmers, and communities across the country. As we watch the cartoon, think about how inventors, innovators, and visionaries are alike and different, and how each of them uses creativity and perseverance in their own way.

WATCH

Star Spangled Adventures Ep. 18: Fulton's Steamboat



Lesson

TELL Students 📷

When you think of creative people, who comes to mind? Maybe you think of artists who paint or draw, musicians who play instruments, or even photographers and movie stars who capture the world in new ways. **[Reference Artists and Musicians Images]** But creativity isn't just about art or entertainment—it's also about solving problems and making life better for others. Think about innovators, inventors, and other visionaries. These people use their creativity to dream up new ideas, improve things that already exist, and find clever ways to make life easier, faster, or more fun. Today, as we watched the Star Spangled Adventures cartoon, we saw Robert Fulton and his friend Robert Livingston using creativity, teamwork, and perseverance to make the steamboat work. They faced problems, people laughed at their ideas, and the steamboat didn't work perfectly at first—but they didn't give up.

ASK Students

How did Robert Fulton use creativity to solve a big problem?

TELL Students

Robert Fulton used his creativity to figure out how to make a steamboat move faster and even go upstream, against the river's current. He looked at the problems with earlier steamboats, thought of new ideas, and kept experimenting until he built a steamboat that actually worked. He didn't just copy what others had done—he imagined something better and made it happen.

ASK Students

How did teamwork help him succeed?

TELL Students 📷

Fulton didn't work alone. He had a friend, Robert Livingston, who shared his vision and helped him plan, test, and improve the steamboat. **[Reference Robert Livingston Image]** Together, they could solve problems faster and support each other when things were hard. Teamwork helped Fulton stay motivated and brought different ideas together to make the steamboat a success.

Lesson

ASK Students
How does working with others help you to stay motivated and to be successful?

TELL Students
Just like Fulton, you can use creativity to find new solutions to problems at school, at home, or in your community. And when you work with friends, family, or classmates—using teamwork and perseverance—you can accomplish things that might be too hard to do alone. Keep trying, share ideas, and support each other, and you can turn your creative ideas into real success!

ASK Students
Why was Robert Fulton's work on the steamboat so important?

TELL Students 📷
Robert Fulton's work on the steamboat was important because it made traveling on rivers faster, easier, and more reliable. Before the steamboat, moving people, goods, and supplies was slow and difficult. Boats could go downstream with the current, but going upstream was very hard, and it could take days or weeks to get somewhere. **[Reference Traveling Upstream Image]** Fulton's steamboat, powered by steam, could travel both upstream and downstream quickly. This helped families stay connected, allowed farmers to get crops to markets faster, and let communities trade and grow more easily.

ASK Students
How did Fulton's work on the steamboat help families stay connected? What did you learn about this in the Star Spangled Adventures cartoon today?

TELL Students 📷🔑
Fulton's invention was also connected to the **Industrial Revolution**, which was a time in history when people started using machines to make products faster, cheaper, and more efficiently. **[Reference Industrial Revolution Image] Efficient** means doing something in a smart way that saves time, energy, and money. In the Star Spangled Adventures cartoon, we learned that machines in factories changed how quickly things could be made and helped lower the cost of products.

Lesson

TELL Students

Just like the steamboat made river travel faster and easier, machines made work faster, cheaper, and more organized, helping America grow and trade more successfully.

ASK Students

What impact did machines have on American life?

TELL Students 📷🔑

In the years following the American Revolutionary War, the United States was growing quickly, especially in the southeastern part of the country. **River transportation**, which means moving people, goods, and supplies by boats along rivers, became very important because rivers were the main way to travel long distances before cars, trains, or airplanes existed. **[Reference River Transportation Image]** In 1798, the Mississippi Territory was established, giving the United States more land and access to important rivers for trade and travel. Then, in 1803, the United States made the Louisiana Purchase, buying a huge area of land from France. This purchase doubled the size of the country! **[Reference Louisiana Purchase Image]** The Louisiana Territory included many rivers that stretched from the interior of North America all the way down to the Gulf of Mexico. Rivers like the Mississippi and the Chattahoochee became key routes for moving goods, crops, and people. With so much land to explore and settle, having faster, more reliable ways to travel on these rivers—like the steamboat Robert Fulton improved—was essential for connecting towns, supporting farmers and businesses, and helping communities grow.

ASK Students

What impact did machines have on American life?

TELL Students 📷🔑

Before steamboats, traveling on rivers was really challenging. People mostly used **keelboats**, which were flat-bottomed boats that could carry people, supplies, and goods downstream with the help of the river's current. **[Reference Keelboat Image]** A keelboat is designed to float easily on shallow rivers, but it doesn't have any engine or steam power to move it on its own. To go upstream—against the current—people had to push the boat using long poles called oars or even pull the boat from the riverbank. **[Reference Oar Image]**

Lesson

TELL Students (continued)

This made trips slow, tiring, and sometimes dangerous. Because it was so hard to get a keelboat back upstream, crews often had to disassemble the boat, taking it apart and selling the wood for profit, instead of making the long journey back. Some people also used rowboats, which were smaller boats powered entirely by people rowing with oars. Rowboats were even slower and could carry fewer goods. **[Reference Rowboat Image]** These challenges showed how much people needed a better way to travel on rivers—a way that could carry more goods, go upstream without so much effort, and make river travel faster and more reliable. That's where inventors and visionaries like Robert Fulton came in, using creativity, teamwork, and perseverance to improve transportation with the steamboat.

ASK Students

What challenges did keelboats and rowboats present?

TELL Students 📷

The slow and difficult river travel caused big problems for people back then. Farmers and merchants couldn't get their goods to markets quickly. For example, fresh fruits, vegetables, or meat could spoil—go bad—before reaching the people who needed them. This made it harder for communities to get the food and supplies they wanted, and it made trade slower and more expensive. **[Reference Supplies Image]** Because of these problems, inventors started looking for new ways to make river travel faster and more reliable. One exciting idea came from the steam engine, which had been invented in the early 1700s. The steam engine could turn heat from boiling water into power to move machines, and inventors realized it might also power boats. **[Reference Steam Engine Image]** This idea showed a new way to solve the problem of slow river travel, and it inspired people like Robert Fulton to experiment and improve river transportation for everyone.

ASK Students

What problem did Robert Fulton work to resolve?

TELL Students 📷🔑

Robert Fulton was born in 1765 on a farm in Pennsylvania. **[Reference Robert Fulton]**

Lesson

TELL Students (continued)

When he was young, he wanted to be an artist. Fulton worked as an **apprentice**, which means he learned a skill by working closely with an expert. At first, he was an apprentice with a jeweler, learning how to make beautiful lockets and pendants. Later, he painted portraits, including one of Benjamin Franklin, and some of his artwork was accepted by the Royal Academy in London. **[Reference Benjamin Franklin Image]** Even with these achievements, his art career didn't become very successful. While studying and traveling in Europe, Fulton became interested in **engineering**, which is the process of using science, creativity, and math to design and build things that solve problems. He worked on many inventions, from a machine to cut marble to plans for a canal system. In 1797, Fulton moved to France, where he designed a submarine called the *Nautilus*, hoping to sell it to the French Navy. **[Reference Nautilus Image]** Although the French weren't interested, his inventive work caught the attention of Robert Livingston, an American living in France who was an important leader back home. Fulton and Livingston would later work together as a team to make the steamboat a reality. Their partnership shows how supporting each other and combining ideas can help turn big dreams into real inventions.

ASK Students

Why do you think learning many skills, like painting, working as an apprentice, and studying engineering, helped Robert Fulton become a successful inventor later on? How might teamwork, like his partnership with Robert Livingston, make it easier to turn a big idea into a real invention?

TELL Students 🔑

Please read the following passage to learn more.

Livingston, a lawyer from New York who had served in the Continental Congress and helped draft the Declaration of Independence, noticed that Robert Fulton had a special talent for inventing. He saw Fulton's creativity and determination and believed in his ideas. Both men shared a vision: they wanted to use the power of the steam engine to make boats move more efficiently, even against strong river currents.

At the time, building steamboats was very expensive, and many people thought it wasn't possible to make them work well.

Lesson

TELL Students (continued)

*These were called **barriers**, which are obstacles or problems that make it harder to reach a goal. Just like Fulton and Livingston faced barriers with the steamboat, you might face obstacles in your own life—things that make learning, sports, or other challenges harder. **Obstacles** are anything that slows you down or makes a task tricky, but like Fulton, you can overcome them with creativity, teamwork, and perseverance. By combining their ideas and supporting each other, Fulton and Livingston worked to solve problems that no one else had been able to fix, showing how teamwork can help turn big dreams into real inventions.*

ASK Students

Can you think of a time when you faced an obstacle—something that made a task or goal really hard? How could using creativity, teamwork, or not giving up help you overcome it, as Fulton and Livingston did with the steamboat?

TELL Students

Just like Fulton and Livingston, when you face obstacles, you can overcome them by using your creativity, working with others, and not giving up. For example, Fulton didn't let the problems with early steamboats stop him. He kept thinking of new ideas, worked closely with Livingston, and tried different solutions until he found one that worked.

Please read the following passage to learn.

His determination and teamwork helped him solve a big problem that affected many people. In 1803, after successfully testing a 74-foot side-wheeler steamboat on the Seine River in Paris, Fulton returned to America ready to put his ideas into action. In 1806, he began building the North River Steamboat of Clermont using an English steam engine. Fulton's design was special—it had a flat bottom and a square stern, which made it stable and strong on the rivers. His artistic skills helped him create detailed plans that were clear for builders to follow, which was unusual at the time. He also chose high-quality materials and skilled workers to make sure the steamboat was built well, showing that careful planning and teamwork are just as important as creativity when solving big problems.

Lesson

ASK Students

What special features did Robert Fulton include in the design of *The North River Steamboat of Clermont*?

TELL Students 📷

On August 17, 1807, Robert Fulton's steamboat, called the *Clermont*, made its first trip from New York City to Albany. **[Reference *Clermont* Image]** Some people didn't believe it would work and even called it "Fulton's Folly," which means they thought it was a silly or impossible idea. The journey was risky because the steam boiler could explode if the pressure got too high. Fulton later said he felt nervous and worried during the trip, especially when the boat had a small problem and stopped moving at first. But he didn't give up. Using his skill and knowledge, he fixed the issue, and the *Clermont* continued its journey. It traveled to Albany in 32 hours and made the return trip in just 30 hours—a speed that was amazing at the time!

ASK Students

Why do you think it was important that Fulton didn't give up on the first trip of the *Clermont*? How do you think that helped him start carrying passengers and goods soon after?

TELL Students

Less than a month after the first trip, the *Clermont* began carrying passengers and goods as a commercial steamboat. It could carry up to 100 people, and the one-way fare was $7. With the support of his friend Robert Livingston, Fulton helped start a new way of traveling that was faster, more efficient, and even profitable. This successful steamboat showed how creativity, careful planning, and teamwork could solve big problems and make life easier for people.

ASK Students

How do you think having faster, more efficient steamboats like the *Clermont* helped people, businesses, and new towns grow during this time in America?

TELL Students

This technological breakthrough gave the United States an important advantage during the Industrial Revolution.

Lesson

TELL Students (continued)

The Industrial Revolution was a time in history when people began using machines to make products faster, cheaper, and more efficiently. With faster river transportation from steamboats like the *Clermont,* people could move goods, raw materials, and supplies more quickly. This made trade easier, encouraged exploration of new lands, and helped settlers establish new towns and communities. Robert Fulton's journey to success shows us how perseverance, creativity, and determination can make a big difference. He faced many challenges and setbacks, but never gave up. He tested his ideas, fixed problems, and worked together with Robert Livingston to make the steamboat a reality. Just like Fulton, we can face obstacles in our own lives—whether in school, sports, or projects at home—with curiosity, creativity, and commitment. By thinking like inventors, innovators, and visionaries, we can solve problems, help others, and make our communities better.

Robert Fulton and the Steamboat

NAME: _____ DATE: _____

Instructions:
Carefully read the passage below. Then answer the questions using complete sentences. Think about how the steamboat changed transportation, communities, and the economy in the 1800s, and how it connects to inventions today.

Passage to Read:
The *Clermont* entered commercial service, carrying up to 100 passengers along the Hudson River for a one-way fare of $7. With the support of Robert Livingston, Robert Fulton helped start a new era of profitable and efficient steamboats. This invention gave the United States an advantage during the Industrial Revolution, a time when people began using machines to make products faster, cheaper, and more efficiently. Steamboats made it easier to move goods and raw materials, encouraged exploration, and helped new settlements grow. Communities along the rivers and across the country had more opportunities to trade, build businesses, and strengthen their economies.

Questions:
1. List opportunities for communities to boost their economies, both along the Mississippi River and throughout the United States:

_____

_____

_____

2. Explain how the invention of the steamboat helped communities and inspired other inventions:

_____

_____

_____

Robert Fulton and the Steamboat

3. What did the invention of the steamboat do for the economy?

4. Are inventions as important to the economy today as they were in the 1800s? Why or why not?

5. Is freedom important to the continuation of a growing economy? Why?

Robert Fulton and the Steamboat

Bonus Activity – Design Your Own Steamboat:

Instructions:

Use the space below to draw your own steamboat. Label important parts of your steamboat, such as the boiler, paddle wheel, and hull. Then answer the questions about your design:

Robert Fulton and the Steamboat

1. How does your steamboat move forward?

_____

_____

_____

2. How could your steamboat help people, farmers, or communities?

_____

_____

_____

3. What challenges might you face when building your steamboat, and how would you solve them?

_____

_____

_____

(Optional: Be creative! Think like an inventor, innovator, and visionary—just like Robert Fulton!)

Answer Key: Robert Fulton and the Steamboat

1. List opportunities for communities to boost their economies, both along the Mississippi River and throughout the United States:

- Trade crops and goods more quickly
- Open new markets for farmers and merchants
- Encourage new businesses along river towns
- Increase tourism and passenger travel
- Expand settlements and towns
- Build transportation services and docks
- Make it easier to get raw materials to factories
- Strengthen local and regional economies

2. Explain how the invention of the steamboat helped communities and inspired other inventions:

- The steamboat made river travel faster and more reliable.
- Farmers could sell crops more efficiently.
- Communities could stay connected and grow.
- It inspired other inventors to create new machines for work, transportation, and industry.
- Showed the importance of combining creativity, teamwork, and perseverance.

3. What did the invention of the steamboat do for the economy?

- Made trade faster and more efficient.
- Enabled factories to produce more, sell more, and get paid more quickly.
- Helped goods reach markets before spoiling.
- Supported the growth of towns and new settlements.
- Made transportation profitable for business owners.
- Encouraged new inventions and the Industrial Revolution.

4. Are inventions as important to the economy today as they were in the 1800s? Why or why not?

- Yes, because new inventions still improve how we work, travel, and communicate.
- They help businesses, communities, and the global economy.
- They solve problems, save time, and create new opportunities.
- (Other answers that give a thoughtful reason are also correct.)

Answer Key: Robert Fulton and the Steamboat

5. Is freedom important to the continuation of a growing economy? Why?

- Yes, freedom allows people to think creatively and try new ideas.
- Without freedom, inventors and innovators might not be able to develop new products or solutions.
- Freedom encourages entrepreneurship, exploration, and progress.
- (Other answers that connect freedom to creativity and problem-solving are also correct.)

Bonus Activity – Design Your Own Steamboat:

1. How does your steamboat move forward?

- Using steam power to turn pistons or a paddle wheel.
- Some might include engines, sails, or a combination (creative answers accepted).

2. How could your steamboat help people, farmers, or communities?

- Transport people faster and safer.
- Move crops, supplies, or goods more efficiently.
- Connect towns, encourage trade, and help communities grow.

3. What challenges might you face when building your steamboat, and how would you solve them?

- Boiler safety (prevent explosions) → carefully monitor steam pressure.
- Navigation in strong river currents → design a strong hull or paddle system.
- Cost of materials → plan carefully and use resources wisely.
- Technical problems → experiment, test ideas, and don't give up (perseverance).

Robert Fulton and the Invention of the Steamboat

NAME: _____ DATE: _____

Objective

Learn about the life, contributions, and impact of Robert Fulton. Explore how his invention of the steamboat changed transportation, trade, and communities in American history. Compile your findings in an informative slideshow, poster display, printed booklet, infographic, or innovate your own engaging way to share your innovative presentation with your class.

Instructions

1. Research
   - Find information about Robert Fulton's early life, education, and interests.
   - Learn how he went from being an artist to becoming an engineer and inventor.
   - Explore the problems with transportation in the early 1800s in the United States.

2. Create a Timeline
   - Make a timeline of key events in Robert Fulton's life.
   - Include important milestones like:
     - His artistic work
     - Experiments with submarines
     - The development of the steamboat

3. Write About the Steamboat
   - Write 1–2 pages explaining why the steamboat was important.
   - Describe how it changed travel, trade, and helped communities grow.
   - Include details about the first successful voyage of the *Clermont* and its impact.

4. Illustrations
   - Draw diagrams of the steamboat or scenes from Fulton's life.
   - You can also create a visual timeline of events.

5. Historical Context
   - Research what life was like in the late 1700s and early 1800s.
   - Explain why better transportation was so important during this time.

Robert Fulton and the Invention of the Steamboat

6. Impact Assessment

- Explain how Fulton's invention affected:
  - American society
  - The economy
  - Transportation
- Think about how it helped new industries grow and the country expand.

7. Present Your Findings

- Prepare a presentation for your classmates.
- You can use PowerPoint, Google Slides, a poster, or a printed information booklet. If you have a different idea for your presentation, make sure you have your teacher's approval.
- Include visuals, key points, and interesting facts about Robert Fulton and the steamboat.

8. Class Discussion

- Share your research and findings with the class.
- Ask and answer questions about Robert Fulton and the steamboat.
- Talk about why innovation and teamwork are important in history.

9. Reflection

- Write a short reflection about what you learned. Think about how creativity, perseverance, and problem-solving helped Fulton succeed.

Reflection:

_____

_____

_____

_____

_____

Robert Fulton and the Invention of the Steamboat

10. Extra Credit (Optional)
- Research another inventor or engineer from the same time period. (ex: Cartwright and the power loom.)
- Compare their contributions to Robert Fulton's work.

Evaluation Criteria:
Your work will be graded on:
- Accuracy and detail of your research
- Clarity and organization of your essay
- Creativity and quality of illustrations
- Participation in class discussion
- Thoughtfulness in your reflection

Submission:
- Turn in your essay, timeline, illustrations, and presentation materials.
- Be ready to share your findings with the class.

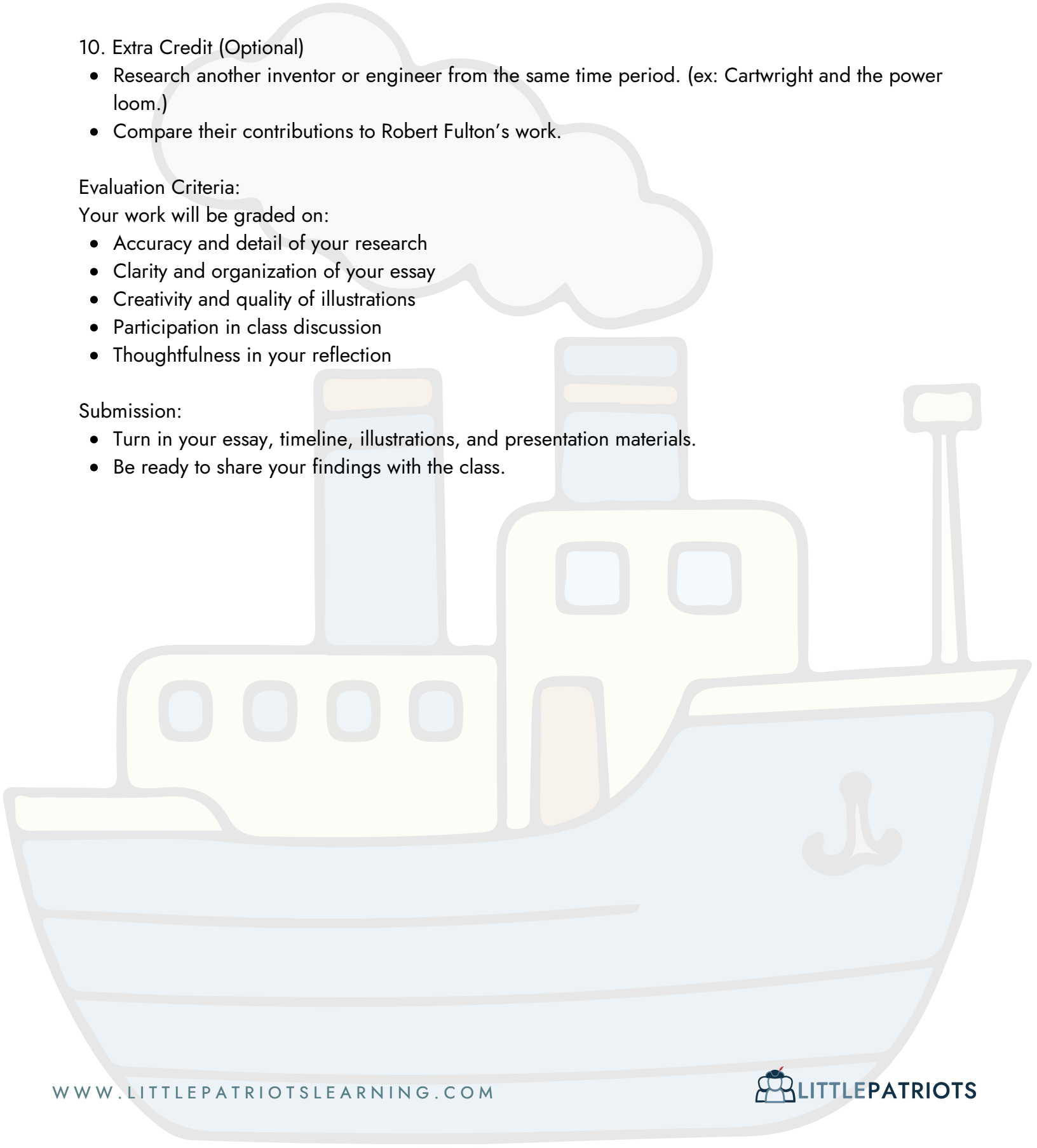

Student Text

Livingston, a lawyer from New York who had served in the Continental Congress and helped draft the Declaration of Independence, noticed that Robert Fulton had a special talent for inventing. He saw Fulton's creativity and determination and believed in his ideas. Both men shared a vision: they wanted to use the power of the steam engine to make boats move more efficiently, even against strong river currents.

At the time, building steamboats was very expensive, and many people thought it wasn't possible to make them work well. These were called ***barriers****, which are obstacles or problems that make it harder to reach a goal. Just like Fulton and Livingston faced barriers with the steamboat, you might face obstacles in your own life—things that make learning, sports, or other challenges harder.* ***Obstacles*** *are anything that slows you down or makes a task tricky, but like Fulton, you can overcome them with creativity, teamwork, and perseverance. By combining their ideas and supporting each other, Fulton and Livingston worked to solve problems that no one else had been able to fix, showing how teamwork can help turn big dreams into real inventions.*

His determination and teamwork helped him solve a big problem that affected many people. In 1803, after successfully testing a 74-foot side-wheeler steamboat on the Seine River in Paris, Fulton returned to America ready to put his ideas into action. In 1806, he began building The North River Steamboat of Clermont using an English steam engine. Fulton's design was special—it had a flat bottom and a square stern, which made it stable and strong on the rivers. His artistic skills helped him create detailed plans that were clear for builders to follow, which was unusual at the time. He also chose high-quality materials and skilled workers to make sure the steamboat was built well, showing that careful planning and teamwork are just as important as creativity when solving big problems.

Resources

"Studying the past makes it possible for us to understand the human story across time."(NCSS, 1921)

"Knowledge and understanding of the past enable us to analyze the causes and consequences of events and developments and to place these in the context of the institutions, values, and beliefs of the periods in which they took place." (NCSS, 1921)

"The study of people, places, and environments enables us to understand the relationship between human populations and the physical world." (NCSS, 1921)

"Questions related to identity and development, which are important in psychology, sociology, and anthropology, are central to understanding who we are." (NCSS, 1921)

"The study of individual development and identity will help students to describe factors important to the development of personal identity." (NCSS, 1921)

- https://www.sam.usace.army.mil/Portals/46/docs/recreation/OP-CO/montgomery/pdfs/10thand11th/ahistoryofsteamboats.pdf
- https://education.nationalgeographic.org/resource/steamboat
- http://www.southernlancasterhistory.org/robert-fulton-birthplace
- https://www.pbs.org/wgbh/theymadeamerica/whomade/fulton_hi.html
- http://www.southernlancasterhistory.org/robert-fulton-birthplace
- https://lemelson.mit.edu/resources/robert-fulton
- https://www.pbs.org/wgbh/theymadeamerica/whomade/fulton_hi.html
- https://www.sam.usace.army.mil/Portals/46/docs/recreation/OPCO/montgomery/pdfs/10thand11th/ahistoryofsteamboats.pdf
- https://lemelson.mit.edu/resources/robert-fulton
- https://www.nytimes.com/1987/11/17/opinion/l-why-fulton-achieved-steamboat-success-003087.html
- http://www.southernlancasterhistory.org/robert-fulton-birthplace
- https://lemelson.mit.edu/resources/robert-fulton
- https://www.nytimes.com/1987/11/17/opinion/l-why-fulton-achieved-steamboat-success-003087.html

Resources

- https://www.sam.usace.army.mil/Portals/46/docs/recreation/OPCO/montgomery/pdfs/10thand11th/ahistoryofsteamboats.pdf
- http://www.eyewitnesstohistory.com/fulton.htm
- https://education.nationalgeographic.org/resource/steamboat
- https://lemelson.mit.edu/resources/robert-fulton
- https://www.sam.usace.army.mil/Portals/46/docs/recreation/OPCO/montgomery/pdfs/10thand11th/ahistoryofsteamboats.pdf

Images

Toys



Credit: Canva Pro

Games



Credit: Canva Pro

Images

Gadgets



Credit: Canva Pro

Invention



Credit: Canva Pro

Images

Innovator



Credit: Canva Pro

Visionary



Credit: Canva Pro

Images

Experiment



Credit: Canva Pro

Robert Fulton



Credit: Wikipedia

Images

Steamboat



Credit: Canva Pro

United States River Map



Credit: Wikipedia

Images

Robert Livingston



Credit: Wikipedia

Artist



Credit: Canva Pro

Images

Musician



Credit: Canva Pro

Traveling Upstream



Credit: Camva Pro

Images

Industrial Revolution



Credit: Wikipedia

River Transportation



Credit: Canva Pro

Images

Louisiana Purchase



Credit: Wikipedia

Keelboat



Credit: Wikipedia

Images

Oar



Credit: Canva Pro

Rowboat



Credit: Canva Pro

Images

Supplies



Credit: Canva Pro

Steam Engine



Credit: Canva Pro

Images

Nautilus



Credit: Wikipedia

Clermont



Credit: Wikipedia

Notes